



MPT-II Mobile Thermal Mini Printer

Directions for use



Manufactured for:
Welch Allyn, Inc.
4341 State Street Road
Skaneateles Falls, NY 13153 USA
www.welchallyn.com

39511-1 (CD)

DIR 80021666 Ver. D, Revised 2016-08
8108699 Rev 1

1. Cautions

- Use only Welch Allyn approved batteries. Unapproved batteries could leak, causing a safety hazard.
- Install battery so like terminals connect.
- Separate batteries from general waste. Do not dispose batteries with unsorted municipal waste.
- The printer can become hot.
- Do not open the cover while printing.
- Keep the printer in a dry place. Exposure to liquids can damage the printer.
- Remove the battery if the printer is to be stored for a long period of time.
- Use only Welch Ally approved chargers. Unapproved chargers can damage the device.

2. General information

MPT-II printer kit includes:

- 1 pcs. MPT-II printer
- 1 pcs. MPT-II rechargeable battery pack
- 2 pcs. 40mm diameter thermal paper
- 1 pcs. Power supply, medically approved 12V UE15WCP1-120125SPA
- 5 pcs. Adapters for power supply for world-wide connection
- 1 pcs. User manual

Connection cable supplied separately, depending on instrument.

3. Operation

Paper loading:

Open the lid by pushing on the sides, insert paper roll as shown, and close the lid.



Reorder paper from your local Welch Allyn distributor.

Caution: Do not disassemble the printer.

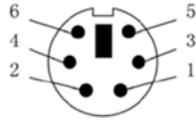
Battery pack insertion:

Insert battery as shown.



RS-232 pinout:

1. TXD
2. RTS
3. DND
4. Reserved pins
5. RXD
6. Reserved pins

**Battery pack:**

2-cell Li-Ion battery pack 7.4V-1500mAh

Power supply / charger:

12V/1A UE15WCP1-120125SPA

Maximum current consumption 0.5A

**Physical properties:**

Size: 102x75x45mm (WxLxH)

Weight: 205g including battery, without paper


Environmental specifications:

Operational temperature range: -10C to 50C (14F to 122F)

Operational humidity range: 20% to 85%

















Storage temperature range: -20C to 70C (-4F to 158F)

Power on:



Push POWER BUTTON  for two seconds to power ON or OFF. One short beep will be heard at power ON, two short beeps at power OFF.

Green Power Indicator will be lit if printer is powered by battery.

**Indicators:**

Green LED indicator	Blue LED indicator	Status	Sound	Note
Off 	Fast flash 	Charging		Power On
Off 	On 	Charging		Power Off
Off 	Slow flash 	Battery nearly discharged		
Off 	On 	Charging completed		Power On
Off 	Off 	Charging completed		Power Off
On 	Off 	Power ON, battery powered		
Slow flash 	Slow flash 	Out of paper	Beep	
Slow flash 	Off 	Sleep mode		

Self-test:

While printer is powered OFF, press and hold PAPER FEED  button, then press and hold POWER BUTTON  simultaneously. When beep is heard after approx. 3 seconds, release both buttons, and a test page will print with information on current status and character samples.

Paper feed:

When powered press PAPER FEED  button. Paper will feed as long as the button is pressed.

Wireless setup:

Pairing with the instrument is necessary before printing via wireless is possible.

The pairing process is done like this:

1. Power on printer
2. Let the instrument / PC search for other wireless devices
3. A device called "PRT-XX-XX" should appear in the list of devices.
4. Finish pairing

For detailed instructions how to initiate wireless search, please refer to your device's user manual.

Note: Do not have several printers powered on and within range while searching.

It is possible to pair up to 8 instruments with one printer. If more instruments are paired the oldest will be deleted.

4. Technical specifications

Print mode:

Thermal line dot print
Printing width: 48mm
Resolution: 8 dots/mm (203dpi)
Dots per line: 384 dots

Thermal paper:

Paper width = 56mm +/- 1mm max 40mm diameter

Printer mechanism life:

10⁸ print pulses or 50km paper

Interface options:

USB (Mini-USB)
RS-232 (6-pin mini-DIN)
Infrared (RAW_IR, VIR, IrDA)
Wireless Class2 (up to 10m range) – serial port profile (SPP)

